



Clinical Practice Procedures: Trauma/Orthopaedic splinting –SAM® SPLINT

Policy code	CPP_TR_OSSS_0119
Date	January, 2019
Purpose	To ensure a consistent procedural approach to orthopaedic splinting – SAM® SPLINT.
Scope	Applies to Queensland Ambulance Service (QAS) clinical staff.
Health care setting	Pre-hospital assessment and treatment.
Population	Applies to all ages unless stated otherwise.
Source of funding	Internal – 100%
Author	Clinical Quality & Patient Safety Unit, QAS
Review date	January, 2022
Information security	UNCLASSIFIED – Queensland Government Information Security Classification Framework.
URL	https://ambulance.qld.gov.au/clinical.html

While the QAS has attempted to contact all copyright owners, this has not always been possible. The QAS would welcome notification from any copyright holder who has been omitted or incorrectly acknowledged.

All feedback and suggestions are welcome. Please forward to: Clinical.Guidelines@ambulance.qld.gov.au

Disclaimer

The Digital Clinical Practice Manual is expressly intended for use by QAS paramedics when performing duties and delivering ambulance services for, and on behalf of, the QAS.

The QAS disclaims, to the maximum extent permitted by law, all responsibility and all liability (including without limitation, liability in negligence) for all expenses, losses, damages and costs incurred for any reason associated with the use of this manual, including the materials within or referred to throughout this document being in any way inaccurate, out of context, incomplete or unavailable.

© State of Queensland (Queensland Ambulance Service) 2020.



This work is licensed under the Creative Commons Attribution-NonCommercial-NoDerivatives V4.0 International License

You are free to copy and communicate the work in its current form for non-commercial purposes, as long as you attribute the State of Queensland, Queensland Ambulance Service and comply with the licence terms. If you alter the work, you may not share or distribute the modified work. To view a copy of this license, visit <http://creativecommons.org/licenses/by-nc-nd/4.0/deed.en>

For copyright permissions beyond the scope of this license please contact: Clinical.Guidelines@ambulance.qld.gov.au


Orthopaedic splinting – SAM® SPLINT

January, 2019

The immobilisation and splinting of suspected fractures is at the forefront of basic clinical care.

The SAM® SPLINT is a radiolucent, flexible splint able to be moulded to provide support, immobilisation and comfort for a range of skeletal injuries.^[1]

SAM® SPLINT



Indications



- Suspected fractures and dislocations of the upper limbs.

Contraindications

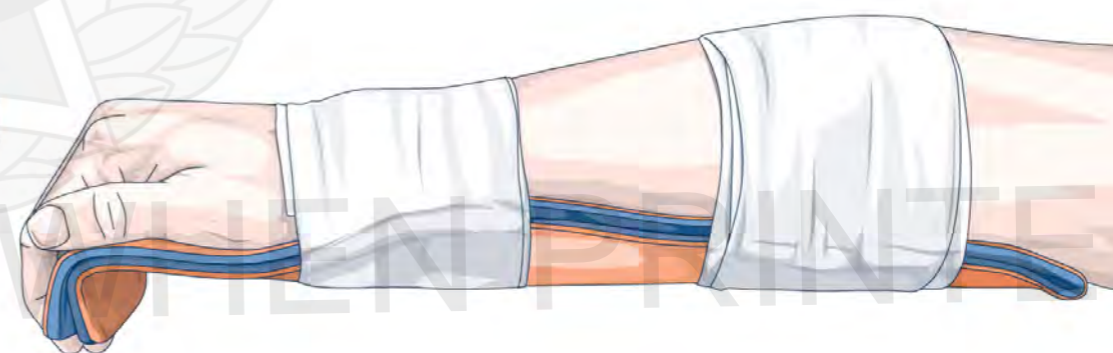


- Nil

Complications

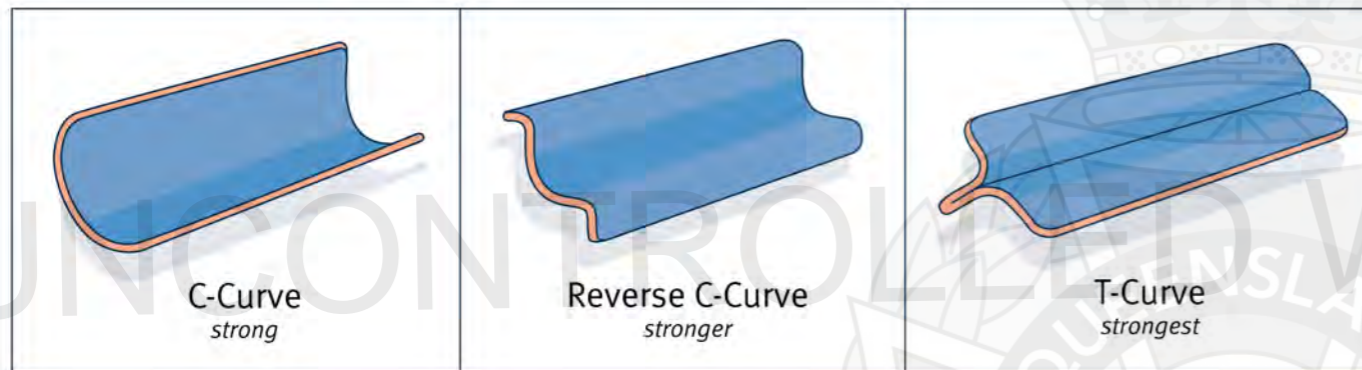


- Iatrogenic injury due to poor splint application technique.

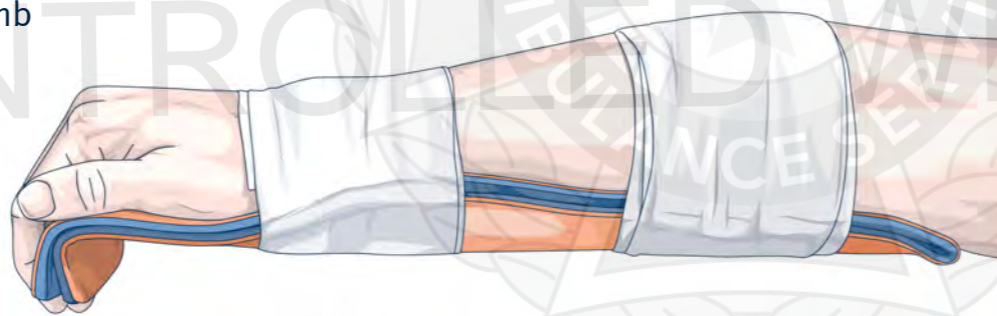


Procedure – Orthopaedic splinting – SAM® SPLINT

1. Expose the affected limb.
2. Assess the limb for distal perfusion and if necessary reduce and/or realign the limb with care to achieve distal perfusion.
3. Irrigate and dress open fractures as required.
4. Size and mould the SAM® SPLINT to ensure optimal strength and support.



5. If necessary, the splint may be cut to size using scissors or trauma shears.
6. Gently place the affected limb on the SAM® SPLINT.
7. Secure the splint with the use of conforming bandages leaving extremities/pulse points exposed if possible.



8. Check distal circulation immediately after applying the splint and regularly throughout the course of patient care.

+ Additional information

- Placing a pulse oximeter on an extremity of the affected limb may assist with monitoring the degree of limb perfusion.
- At times, it may be appropriate to reduce and realign fractures prior to splinting, but this must be done with care so as not to open a closed fracture.
- The SAM® SPLINT two layers of closed-cell foam and its aluminium interior can be cut with ordinary scissors to adapt to any size requirement. Following resizing, ensure that all sharp edges are covered with tape to prevent further injury.
- In the event of an Multi Casualty Incident (MCI) officers are encouraged to use the SAM® SPLINT in preference to vacuum splints when clinically appropriate.